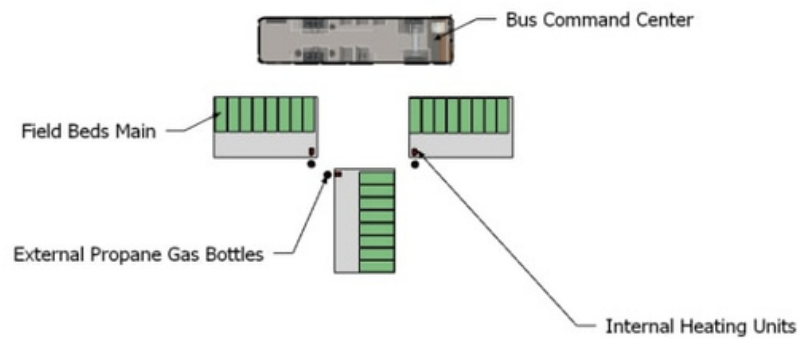




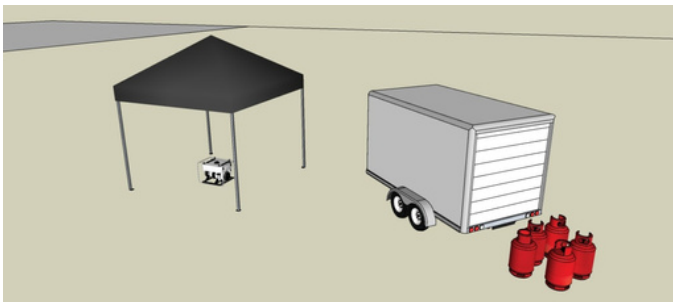
# MOBILE EMERGENCY SHELTER TRANSIT CAMP

LAYOUT



## GENERAL

The deployment placement of our MESTC will commence only if our predetermined standards have been met. This includes access to sanitary installations in the general vicinity can be provided, level ground and unobstructed bus parking, so that in an emergency event, the camp can be quickly abandoned. To minimize exposure to cold & other weather while transiting between structures, the tents will be placed with the doors facing each other, and the bus command center parked alongside.

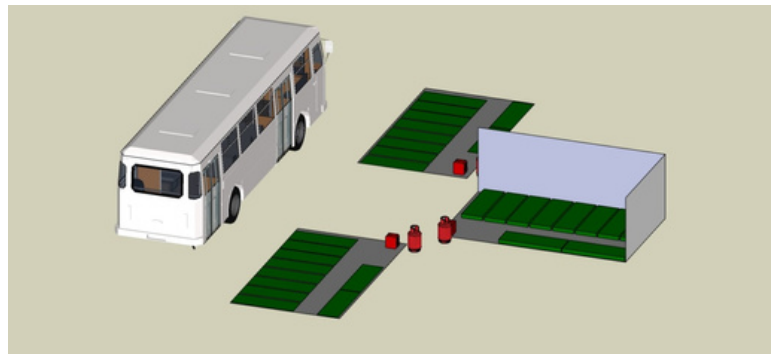


## FUEL TRANSPORTATION

Fuel, propane bottles and gas cartridges will be stored and transported together in the trailer and parked at a safe distance. The trailer can be secured with external measures like a padlock to prevent theft or unwanted tampering with equipment. Furthermore, the generator will be covered with a gazebo to prevent snow from covering it, causing a malfunction and interrupting the electricity supply.

## HEATING AND ELECTRICITY

Each tent will be fitted with a propane heating unit. The hose will be fitted through the side wall and sealed to prevent cold air from entering. The attached propane bottles will be located outside.



## MINIMAL SAFE DISTANCE

A certain distance from our camp to our stored highly flammable substances will be maintained in order to ensure a safe living environment for the duration of deployment. Generator is to be placed at a appropriate distance to minimize noise disturbance during the night.

